


# BUSINESS REOPENING GUIDELINES



NOVA BACK TO WORK  
LEADERSHIP TASK FORCE

[NOVABackToWork.com](http://NOVABackToWork.com)

# BEFORE YOU BEGIN

## **FOLLOW ALL APPLICABLE FEDERAL AND STATE GUIDELINES AND REGULATIONS**

The guidelines found on these pages follow all relevant federal and state guidelines. We suggest that you familiarize yourself with these guidelines while keeping in mind that there is no one-size-fits-all solution to reopening.

Virginia Emergency Temporary Standard on Workplace Safety

- [Outreach, Education and Training for the COVID-19 Emergency Temporary Standard](#)
- [Text of Standard](#)

[CDC Interim Guidance for Businesses and Employers Responding to Coronavirus Disease 2019 \(COVID-19\), May 2020](#)

[OSHA Guidance on Preparing Workplaces for COVID-19](#)

[OSHA Guidance on Returning to Work](#)


## **PREPARE YOUR WORKPLACE FOR RETURNING EMPLOYEES AND PUBLIC**

Before re-opening your doors, ask yourself:

Does your workplace allow for social distancing?

Do you have adequate PPE and sanitizing products?

The following page shows a sample checklist you can follow to prepare your workspace. See more checklists and connections to companies that can answer your reopening questions on the Back to Work COVID Resources website: [NOVABackToWork.com](http://NOVABackToWork.com)

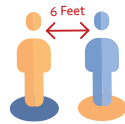


# SAMPLE CHECKLIST



## INSTALL SIGNS IN KEY AREAS

remind people of the office rules



**Maintain six feet of distance between people**



**Facial coverings when around others**

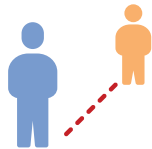


**One-at-a-time in kitchen, restroom, break area**

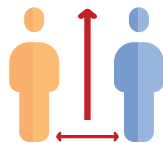


## MARK FLOORS

make it easy to keep apart



**Mark floor in common areas, entrances to offices to ensure social distancing**



**Mark unidirectional pathways in corridors (or use signs)**




## PPE, SANITIZER, BARRIERS

kill the virus before it can spread



**Provide 60% alcohol sanitizer at stations and at desks**



# BE DELIBERATE IN REOPENING

## DECIDE TO REOPEN


- Ask why, not just how, are you bringing employees back to the office.
- Be deliberate with your team in making this decision and do not assume “normal” is waiting for you.

## FOCUS ON EMPLOYEES

- Create a remote working policy and train managers to that policy; due to capacity restrictions and distancing requirements, you will not be able to bring everyone back together
- Engage with employees through surveys, dedicated website, town halls, training
- Focus on employee wellness and mental health
  - Understand the stressors created by the pandemic and working from home
    - Childcare and schooling
    - Limited socialization
    - Working environment not conducive to working from home permanently
- Prepare employees for the new normal you are creating
- Keep them safe
  - Limit travel and require self-isolation when returning

## CREATE YOUR OFFICE'S NEW NORMAL

- If your team needs in-person collaboration, consider the physical adaptations necessary to modify or create that space
- You do not need a collection of workspaces if people are working efficiently from home. Instead, use your new remote working policy to create more or better opportunities for remote collaboration
- Normalize, through policy and training, working from home



# I AM BRINGING EMPLOYEES BACK TO:

## RETURN A SENSE OF NORMALCY

Your culture has changed during large scale remote working. How are you ensuring “normal” will return?

- Will employees be comfortable, even with taking all safety precautions?
- Will employees request to remain working from home?
- New resources will be needed in the new environment
  - Physical space modifications
  - Individuals to conduct temperature checks, greet clients at front to ensure compliance with new restrictions
  - Technology to maintain or improve remote working efficiency
  - Training of managers and employees on new policy


## PROVIDE SPACE FOR COLLABORATION

Your business thrives on collaboration and remote working is not your preferred method.

- Can you physically alter your space to provide more physically distanced collaboration space?
  - Can you integrate remote technology into that space to provide connection to remote workers?

## BECAUSE EMPLOYEES AND CLIENTS NEED IT

Focusing on safety of all, show employees and clients what you’ve done but stress caution.



# REASONS NOT TO OPEN:

## **EMPLOYEES ARE EFFICIENTLY WORKING FROM HOME AND IT IS SAFER TO KEEP DOING SO**

Now is the time to develop the remote working policy and start training employees

- Determine what is working well and what is needed. Do you need in-person collaboration?
- Consider converting some positions to permanently remote

## **EMPLOYEE/CLIENT CONFIDENCE IS NOT HIGH ENOUGH TO JUSTIFY THE RISK**


Engage with employees and clients

- Survey – what is concerning to employees and clients; have both received the information you've been putting out on reopening?
- Host online meeting – show what others have done to bring people back to the office

## **MY COMPETITORS AND PEERS REMAIN REMOTE OR MOSTLY REMOTE**

Determine your decision date or milestone

- Vaccine
- Further lifting of restrictions
- Other internal milestone like fiscal year





**NOVA BACK TO WORK  
LEADERSHIP TASK FORCE**

**[NOVABackToWork.com](http://NOVABackToWork.com)**

The contents of these guidelines are provided as a service to our members. These guidelines are intended to convey general information only and do not provide legal advice or tax advice. The NOVA Back to Work Leadership Task Force disclaims any and all liability with respect to actions taken or not taken based on any or all of the contents of these guidelines to the fullest extent permitted by law.